




49th
CIECA Congress
Trondheim 2017

c/ieca

7-10 June



Evidence for the Value of
Driving Instructors

Dr Charles Johnson

cas

Sample details: UK data from DSA study 2009

Gender	N of drivers
Female	89
Male	195
Total sample	331
Total drivers	296

Age	N of drivers
17 - 21	168
22 - 25	45
26 - 35	32
36 - 55	16
Over 55	5



Sample details: UK data from DSA study 2011

Gender	N of drivers
Female	503
Male	1515
Total sample	2477
Total drivers	2052

Age	N of drivers
17 – 21 years old	156
22 – 30 years old	174
31 – 40 years old	367
41 – 50 years old	640
51+ years old	680



Sample 2 Details: Who taught you to drive?

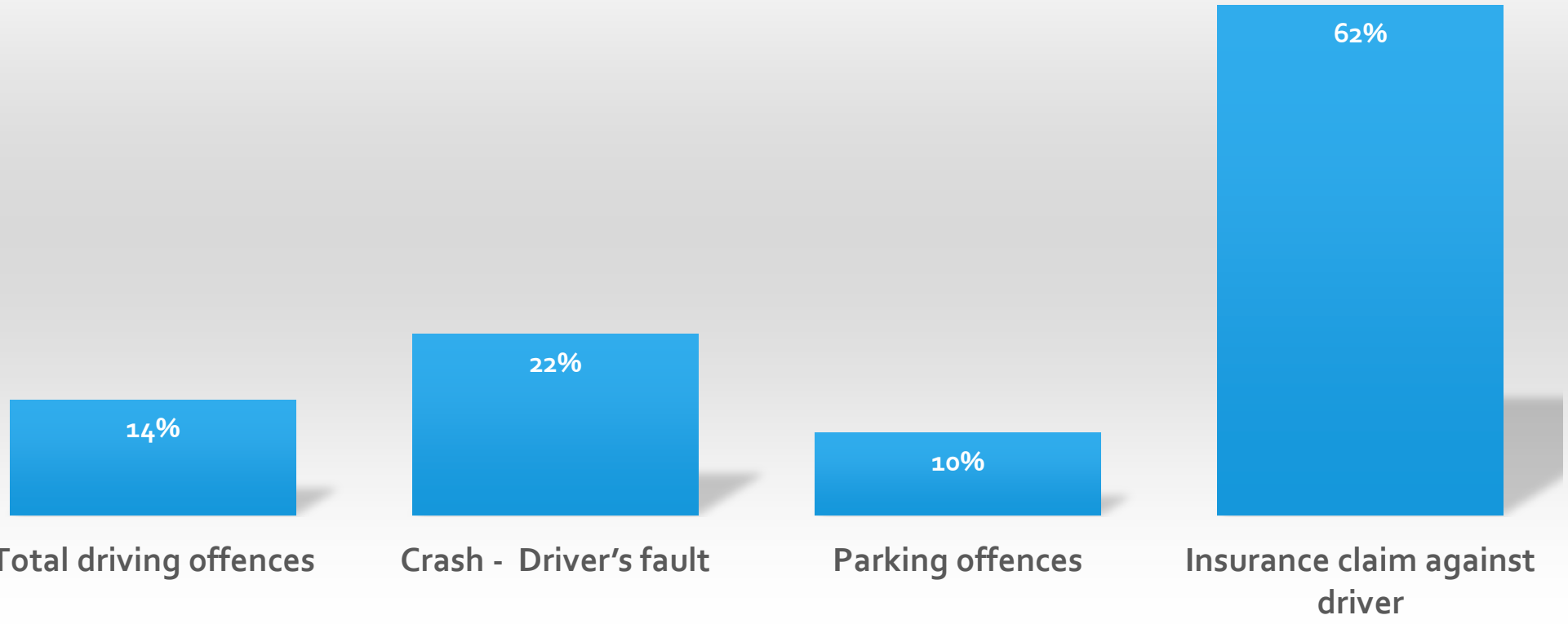
Who taught them to drive	Yes	No
Driving Instructor	1878	177
Parent	693	1362
Friend	125	1930
Other relation	105	1950

Average number of offences

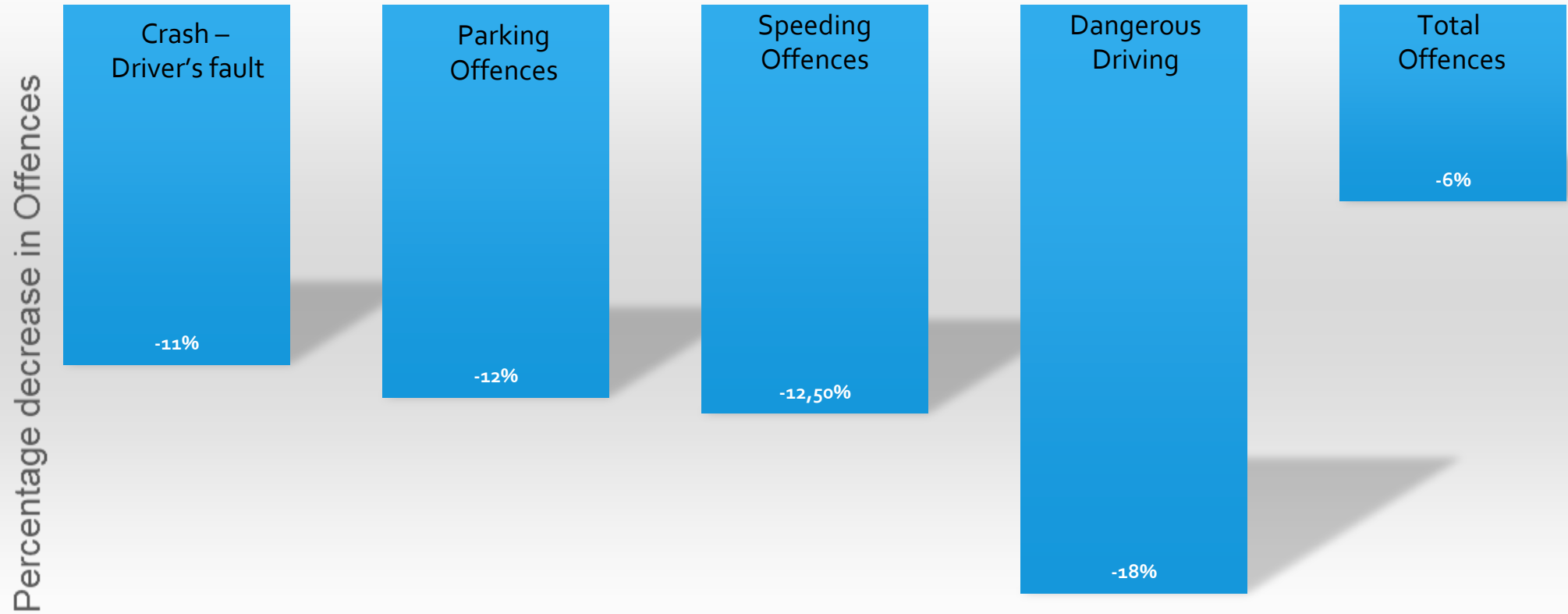
- Total Driving Offences = 5.22
- Crashes – driver's fault = 0.71
- Crashes – other driver's fault = 1.57
- Insurance claim against driver = 0.42
- Insurance claim against others = 1.23
- Parking offences = 0.84
- Bus Lane offences = 0.04
- Driving without insurance = 0.02
- Speeding offences = 0.61
- Drink Driving = 0.02
- Dangerous driving = 0.02

Learning without an ADI

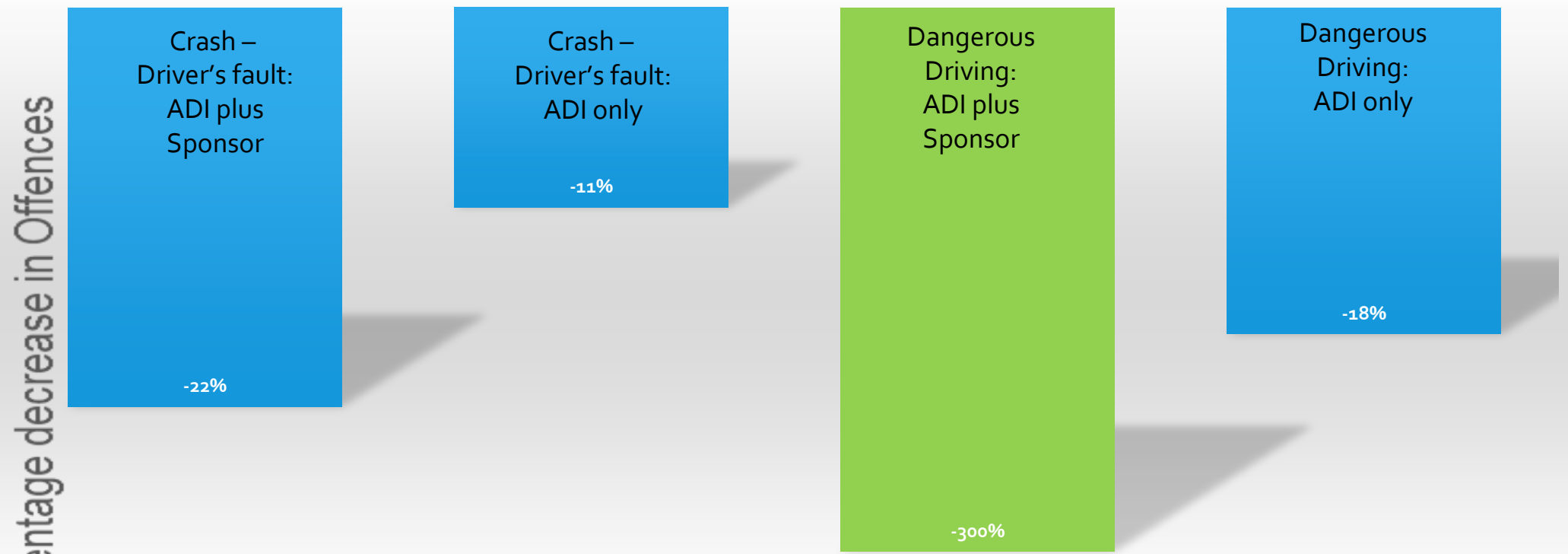
Percentage Increase in Offences



Benefits of learning only with an ADI



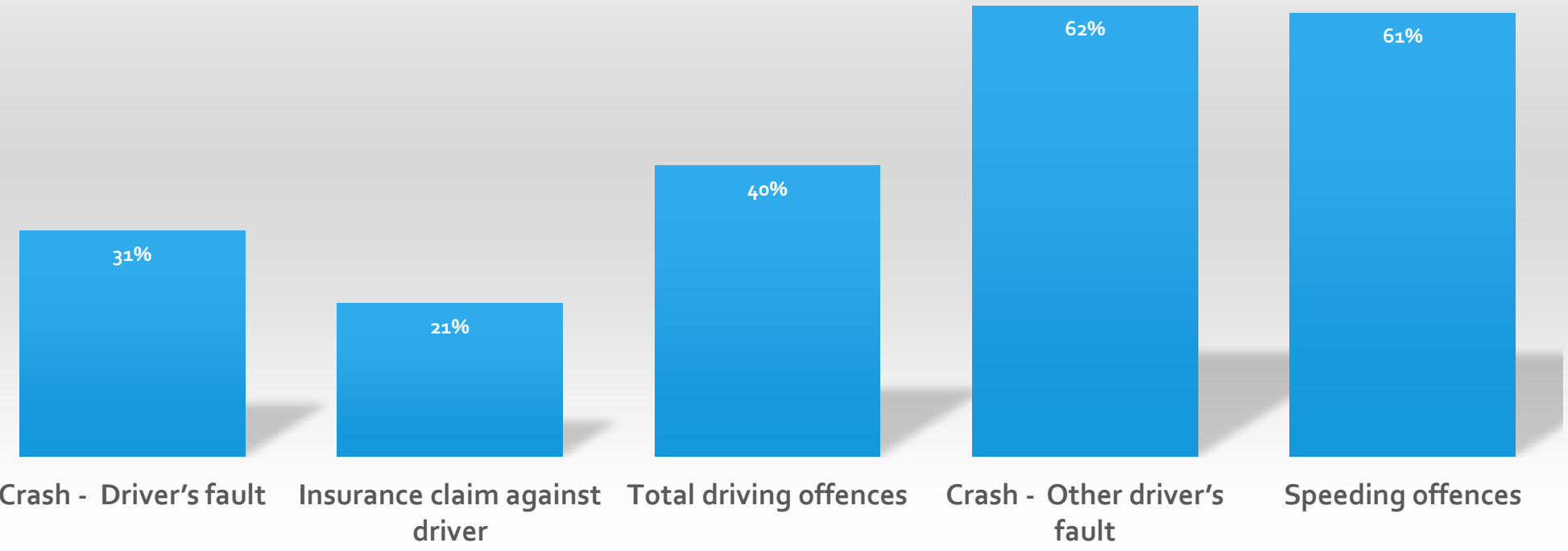
Benefits of learning with an ADI and Sponsor*



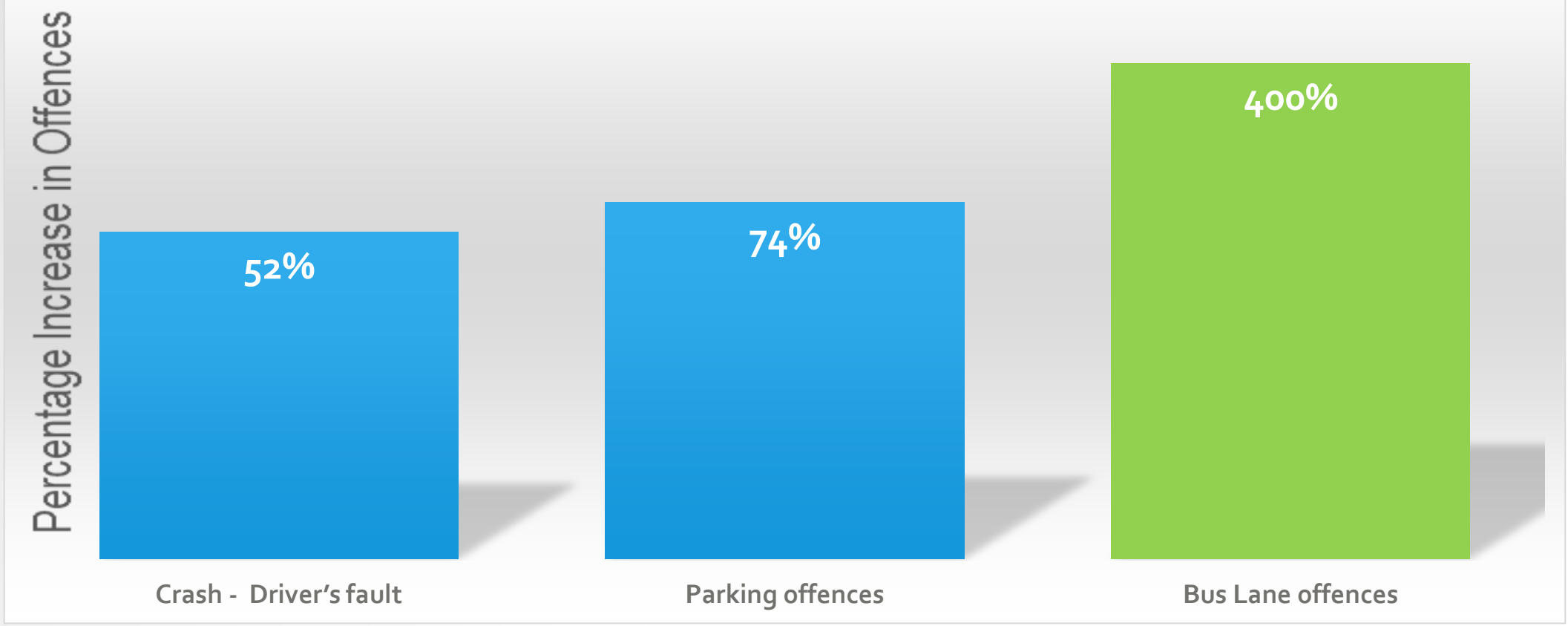
* A sponsor is an accompanying driver for driving practice

Effect of too few lessons with an ADI Difference between <12 and >20

Percentage Increase in Offences



Effect of learning in another country



Relationships to Driver Attitudes:

(Attitudes are related to all performance indicators)

Group	Learning Experience	Attitude Scores
No. of lessons (Licensed Drivers)	Fewer lessons	Higher risk scores for: <ul style="list-style-type: none"> • Total score • Personal attitudes • Intentions
Perceived need for lessons (Learners and pre-learners)	Less need for lessons	Higher risk scores for: <ul style="list-style-type: none"> • Total score • Personal attitudes • Social norms • Behavioural control • Intentions
Amount of practice (Licensed Drivers)	Less practice	Higher risk scores for: <ul style="list-style-type: none"> • Total score • Personal attitudes • Behavioural control • Intentions

Implications for driver training

- Driving instructors positively influence some behaviours but not others
- A combination of driving instructors and practice with an accompanying driver is important for the highest risk driving behaviours
- The environment in which you learn to drive is important
- Transfer of skills from one environment to another is not easy
- Driving Instructors and practice with accompanying drivers affect Drivers attitudes to driving though learners bring some attitudes with them
- Minimum number of lessons with driving instructors should be set
- Minimum amount of practice in addition should be set



Thank you for your attention